






CONSEJO ESTATAL ELECTORAL

DIRECCIÓN DE INFORMÁTICA
COORDINACIÓN DE DESARROLLO DE SISTEMAS

FEBRERO 11 DE 2005

CONCENTRADO ESTATAL ELECCIÓN DE GOBERNADOR

Num.	DISTRITO	CIUDADANOS EN LISTA NOMINAL				VOTOS		TOTAL	PARTICIPACIÓN	ABSTENCIONISMO
						VÁLIDOS	NULOS			
I	CHILPANCINGO DE LOS BRAVO	77,833	479	21,106	22,079	43,664	604	44,268	56.9	43.1
II	TIXTLA DE GUERRERO	57,134	334	14,325	16,264	30,923	457	31,380	54.9	45.1
III	CHILAPA DE ÁLVAREZ	68,437	1,058	19,421	12,729	33,208	1,052	34,260	50.1	49.9
IV	TECPAN DE GALEANA	89,636	233	21,949	27,124	49,306	538	49,844	55.6	44.4
V	ACAPULCO DE JUÁREZ	83,542	335	13,896	34,734	48,965	598	49,563	59.3	40.7
VI	OMETEPEC	73,934	498	19,134	20,351	39,983	737	40,720	55.1	44.9
VII	COYUCA DE CATALÁN	72,262	386	17,912	16,435	34,733	500	35,233	48.8	51.2
VIII	TEOLOAPAN	68,428	346	15,172	20,262	35,780	493	36,273	53.0	47.0
IX	IGUALA DE LA INDEPENDENCIA	82,792	491	19,616	19,200	39,307	749	40,056	48.4	51.6
X	TAXCO DE ALARCON	61,346	770	16,908	12,871	30,549	684	31,233	50.9	49.1
XI	TLAPA DE COMONFORT	63,719	246	13,679	18,703	32,628	1,065	33,693	52.9	47.1
XII	JOSÉ AZUETA	127,131	582	28,611	32,903	62,096	728	62,824	49.4	50.6
XIII	ACAPULCO DE JUÁREZ	95,676	319	17,944	29,704	47,967	601	48,568	50.8	49.2
XIV	AYUTLA DE LOS LIBRES	72,379	282	15,956	20,133	36,371	609	36,980	51.1	48.9
XV	CHILPANCINGO DE LOS BRAVO	93,952	554	24,031	30,329	54,914	714	55,628	59.2	40.8
XVI	ACAPULCO DE JUÁREZ	79,398	297	17,147	24,542	41,986	475	42,461	53.5	46.5
XVII	ACAPULCO DE JUÁREZ	86,357	307	13,803	35,953	50,063	275	50,338	58.3	41.7
XVIII	ACAPULCO DE JUÁREZ	93,118	366	18,956	27,159	46,481	807	47,288	50.8	49.2
XIX	TAXCO DE ALARCON	46,703	606	10,055	14,226	24,887	252	25,139	53.8	46.2
XX	ARCELIA	53,003	480	12,675	15,345	28,500	306	28,806	54.3	45.7
XXI	IGUALA DE LA INDEPENDENCIA	83,318	685	19,071	19,822	39,578	470	40,048	48.1	51.9
XXII	HUAMUXTITLAN	37,611	199	8,725	8,356	17,280	631	17,911	47.6	52.4
XXIII	PUNGARABATO	55,212	200	12,739	13,414	26,353	273	26,626	48.2	51.8
XXIV	SAN LUÍS ACATLAN	53,684	309	12,288	14,704	27,301	665	27,966	52.1	47.9
XXV	CHILAPA DE ÁLVAREZ	48,270	293	12,062	10,738	23,093	873	23,966	49.6	50.4
XXVI	ACAPULCO DE JUÁREZ	84,206	358	12,396	31,221	43,975	1,167	45,142	53.6	46.4
XXVII	TLAPA DE COMONFORT	48,881	176	8,299	12,765	21,240	549	21,789	44.6	55.4
XXVIII	ACAPULCO DE JUÁREZ	79,106	248	13,018	27,008	40,274	727	41,001	51.8	48.2
TOTAL ESTATAL		2,037,068	11,437	450,894	589,074	1,051,405	17,599	1,069,004		